


PT 1X2-24AC-ST

Order No.: 2856058

The figure shows the PT 1x2-48DC-ST version



<http://eshop.phoenixcontact.de/phoenix/treeViewClick.do?UID=2856058>


Protective plug PT with protective circuit for a 2-core floating signal circuit. Nominal voltage: 24 V AC



Commercial data	
GTIN (EAN)	4017918599188
sales group	J203
Pack	10 pcs.
Customs tariff	85363010
Weight/Piece	0.01951 KG
Catalog page information	Page 89 (TT-2009)

Product notes

WEEE/RoHS-compliant since:
06/08/2006



<http://www.download.phoenixcontact.com>
Please note that the data given here has been taken from the online catalog. For comprehensive information and data, please refer to the user documentation. The General Terms and Conditions of Use apply to Internet downloads.

Technical data	
General	
Housing material	PA 6.6
Inflammability class acc. to UL 94	V0
Color	black

Standards for air and creepage distances	VDE 0110-1
	IEC 60664-1: 1992-10
Total surge current (8/20) μ s	20 kA
Ambient temperature (operation)	-40 °C ... 85 °C
Mounting type	On base element
Design	DIN rail module, two-section, divisible
Degree of protection	IP20
Direction of action	Line-Line & Line-Signal Ground/Shield & optional Signal Ground/ Shield-Earth Ground
Arrester can be tested with CHECKMASTER from software version:	From SW rev. 1.00
Width	17.70 mm
Height	52.00 mm
Length	45.00 mm
Pitch unit	1 Div.
Protective circuit	
IEC category	C1
	C2
	C3
	D1
VDE requirement class	C1
	C2
	C3
	D1
Nominal voltage U_N	24 V AC
Max. operating voltage U_{max}	28 V AC
Arrester rated voltage U_c	40 V DC
	28 V AC
Arrester rated voltage U_c (Core-Core)	28 V AC
Arrester rated voltage U_c (Core-Earth)	40 V DC
Nominal current I_N	450 mA (45°C)
Operating effective current I_c at U_c	$\leq 5 \mu$ A
Discharge current to PE at U_c	$\leq 2 \mu$ A (Directly grounded)
	$\leq 1 \mu$ A (BE: 1x2+F)
Nominal discharge surge current I_n (8/20) μ s (Core-Core)	10 kA

Nominal discharge surge current I_n (8/20) μs (Core-Earth)	10 kA
Total surge current (8/20) μs	20 kA
Max. discharge surge current I_{max} (8/20) μs maximum (Core-Core)	10 kA
Max. discharge surge current I_{max} (8/20) μs maximum (Core-Earth)	10 kA
Nominal pulse current I_{an} (10/1000) μs (Core-Core)	23 A
Lightning test current (10/350) μs , peak value I_{imp}	2.5 kA
Output voltage limitation at 1 kV/ μs (Core-Core) spike	$\leq 55 \text{ V}$
Output voltage limitation at 1 kV/ μs (Core-Earth) spike	$\leq 450 \text{ V}$
	$\leq 1 \text{ kV (BE: } 1 \times 2 + \text{F)}$
Output voltage limitation at 1 kV/ μs (Core-Core) static	$\leq 55 \text{ V}$
Output voltage limitation at 1 kV/ μs (Core-Earth) static	$\leq 450 \text{ V}$
Residual voltage at I_n , (conductor-conductor)	$\leq 55 \text{ V}$
Residual voltage with I_{an} (10/1000) μs (conductor-conductor)	$\leq 65 \text{ V}$
Protection level U_p (Core-Core)	$\leq 80 \text{ V}$
Protection level U_p (Core-Earth)	$\leq 450 \text{ V}$
Response time t_A (Core-Core)	$\leq 1 \text{ ns}$
Response time t_A (Core-Earth)	$\leq 100 \text{ ns}$
Input attenuation aE, sym.	0.5 dB ($\leq 1.5 \text{ MHz}$)
Cut-off frequency f_g (3 dB), sym. in 50 Ohm system	Typ. 8 MHz
Capacity (Core-Core)	1.1 nF
Resistance in series	2.2 Ω (1-2/5-6/7-8/11-12)
Surge carrying capacity in acc. with IEC 61643-21 (Core-Core)	C2 (10 kV/5 kA)
Surge carrying capacity in acc. with IEC 61643-21 (Core-Earth)	C2 (10 kV/5 kA)
	D1 (2.5 kA)

Connection data

Type of connection	Screw connection (in connection with the base element)
Connection type IN	PLUGTRAB plug-in system
Connection type OUT	PLUGTRAB plug-in system

Connection, protective circuit

Standards/regulations	IEC 61643-21
	DIN EN 61643-21
	UL 497B

Certificates / Approvals



Certification	GOST, UL Listed
Certification Ex:	CUL-EX LIS, UL-EX LIS

Accessories

Item	Designation	Description
------	-------------	-------------

Marking

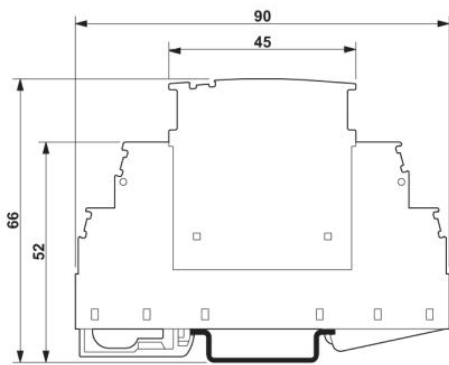
0811228	X-PEN 0,35	Marker pen without ink cartridge, for manual labeling of markers, labeling extremely wipe-proof, line thickness 0.35 mm
0814717	ZBF 15:SO/CMS	Zack strip, flat, 10-section, divisible, special printing, marking according to customer requirements
0808671	ZBF 5,LGS:FORTL.ZAHLEN	Zack strip, flat, printed horizontally: 10-section, with the numbers, 1-10, 11-20 etc. up to 991-1000, color: White
0810821	ZBF 5,LGS:GERADE ZAHLEN	Zack marker strip, flat, printed horizontally: 10-section, with even numbers, printed with the numbers: 2-20, 22-40, etc. up to 82-100
0810863	ZBF 5,LGS:UNGERADE ZAHLEN	Zack strip, flat, printed horizontally: 10-section, with odd numbers, printed with the numbers: 1-19, 21-39 etc. up to 81-99
0808697	ZBF 5,QR:FORTL.ZAHLEN	Flat Zack marker strip, printed vertically: 10-section, with the numbers 1-10, 11-20, etc. up to 151-160, color: White
0808668	ZBF 5/WH-100:UNBEDRUCKT	Zack strip, flat, unprinted: 10-section, for individual labeling with M-PEN or ZBF-T, large batch, sufficient for labeling 1000 terminal blocks, color: white
0808642	ZBF 5:UNBEDRUCKT	Zack strip, flat, unprinted: 10-section, for individual labeling with M-PEN or ZBF-T, sufficient for 100 terminal blocks, color: white
0800763	ZBN 18:SO/CMS	Marker labels, 5-section, special printing, labeled according to customer requirements (Please specify the required marking with order), for terminal width: 17.5 mm, color: White
2809128	ZBN 18:UNBEDRUCKT	Unprinted marker labels, strips with 5 labels for individual labeling with M-PEN or CMS system, for terminal block width: 17.5 mm, color: White

Additional products

Item	Designation	Description
Assembly		
2839295	SSA 3-6	shield fast connections for conductor diameter 3 - 6 mm. Potential connection cable: 200 mm, black
2839512	SSA 5-10	Shield fast connection for conductor diameters 5 - 10 mm. Potential connection cable: 200 mm, black
General		
2856113	PT 1X2-BE	Base element for protective plug PT with protective circuit for a 2-core floating signal circuit. Mounting on NS 35/7.5 und NS 35/15, housing width: 17.5 mm.

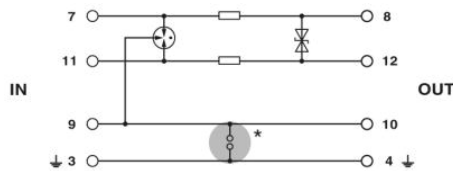
Diagrams/Drawings

Dimensioned drawing



The figure shows the complete module consisting of a base element and connector

Circuit diagram



Address

PHOENIX CONTACT Deutschland GmbH
Flachmarktstr. 8
32825 Blomberg, Germany
Phone +49 5235 3 12000
Fax +49 5235 3 41200
<http://www.phoenixcontact.de>



© 2010 Phoenix Contact
Technical modifications reserved;